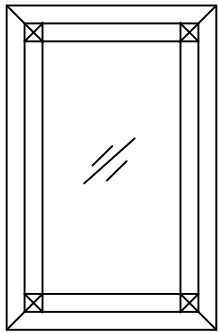
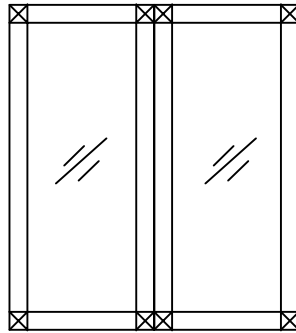


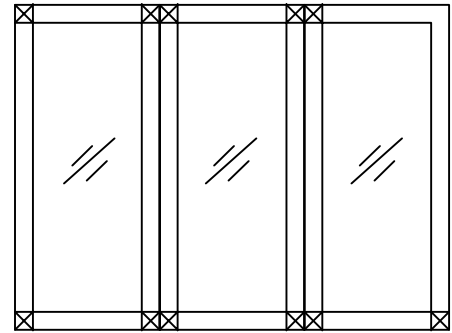
ELEVATION OF CASEMENT WINDOWS:



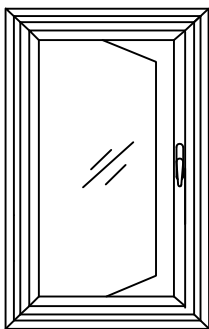
FIX WINDOW



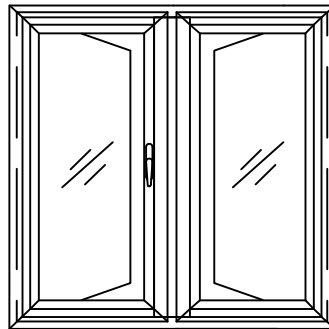
FIX WINDOW 2 PART



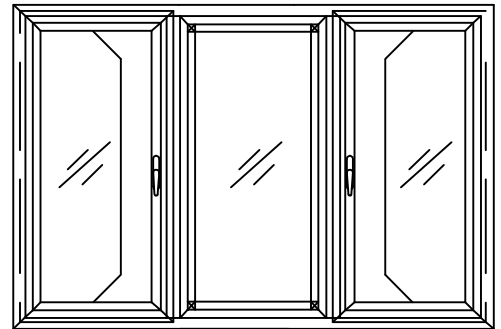
FIX WINDOW WITH 3 PART



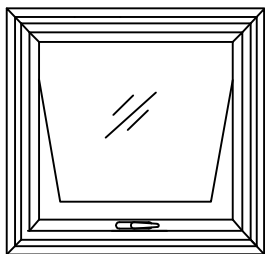
SINGLE SHUTTER
EXTERNAL OPENING



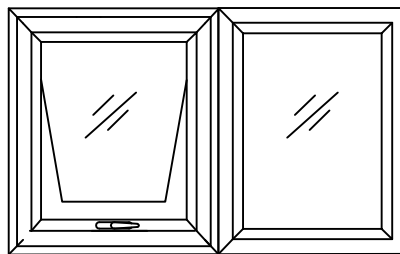
2 SHUTTER EXTERNAL OPENING
WITHOUT CENTER MULLION




2 SHUTTER EXTERNAL OPENING WITH
CENTER FIX GLASS



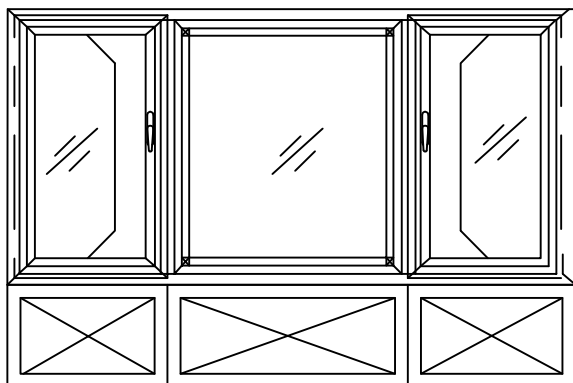
TOP HUNG WINDOW



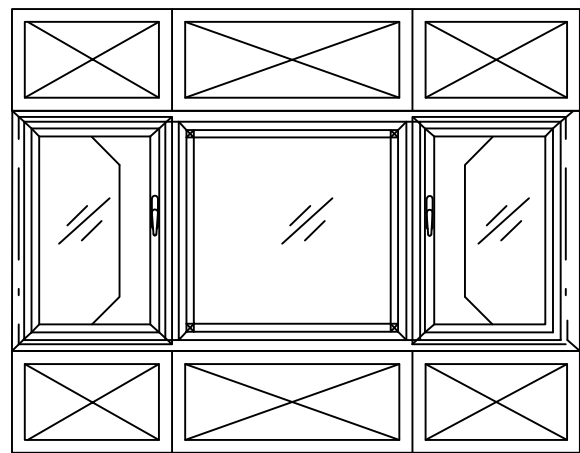
TOP HUNG WINDOW WITH
FIXED PART



PIVOT WINDOW



2 SHUTTER EXTERNAL OPENING WITH
CENTER FIX GLASS & BOTTOM 3 FIX GLASS



2 SHUTTER EXTERNAL OPENING WITH
CENTER FIX GLASS & BOTTOM & TOP FIX GLASS

PRODUCED BY AN AUTODESK EDUCATIONAL PRODUCT

PRODUCED BY AN AUTODESK EDUCATIONAL PRODUCT